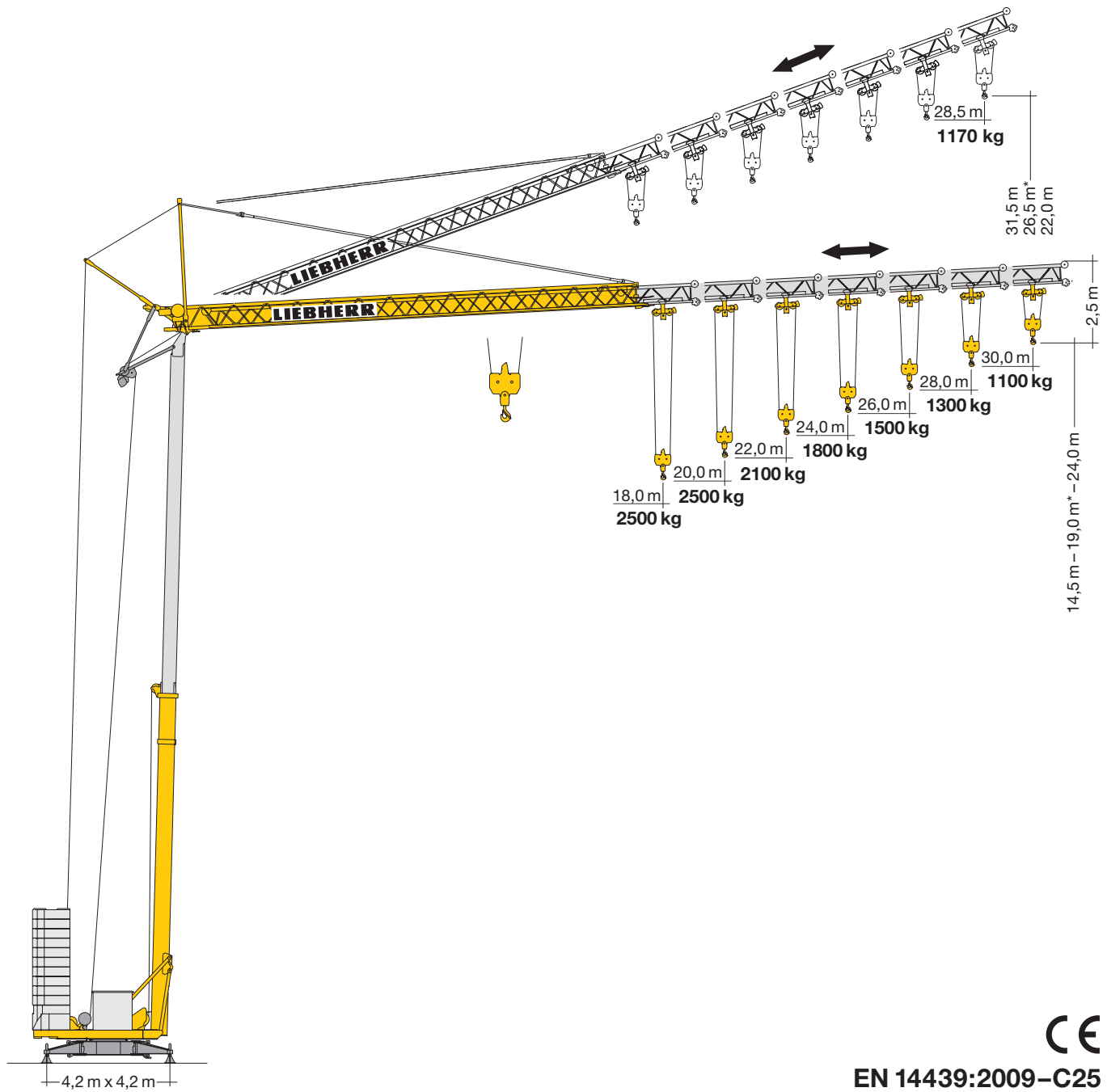


# Turmdrehkran

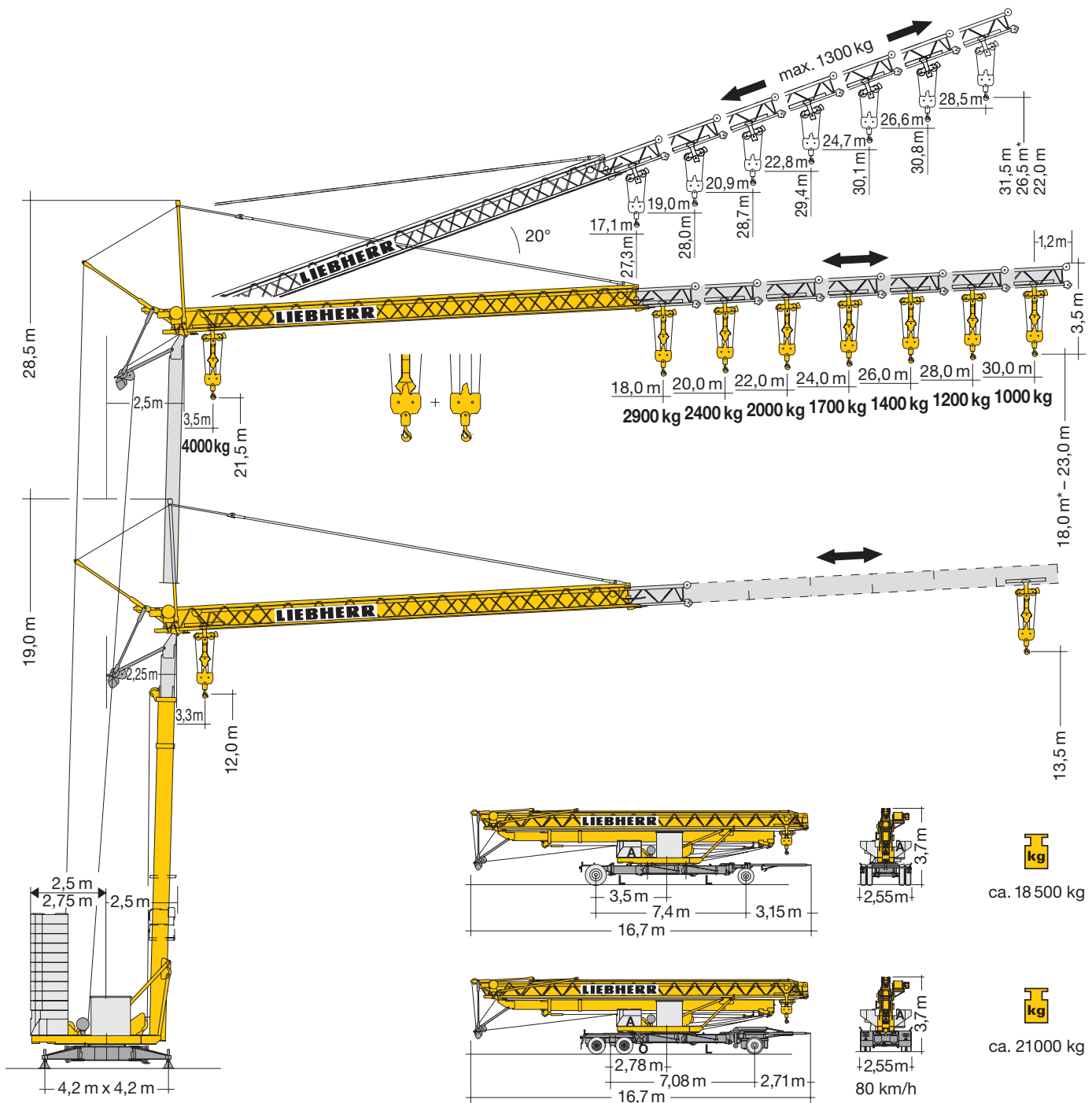
Tower Crane / Grue à tour / Gru a torre / Grúa torre  
Guindaste de torre / Башенный поворотный кран

## 32 TT

30 - 57 mt



# LIEBHERR



## Gewicht

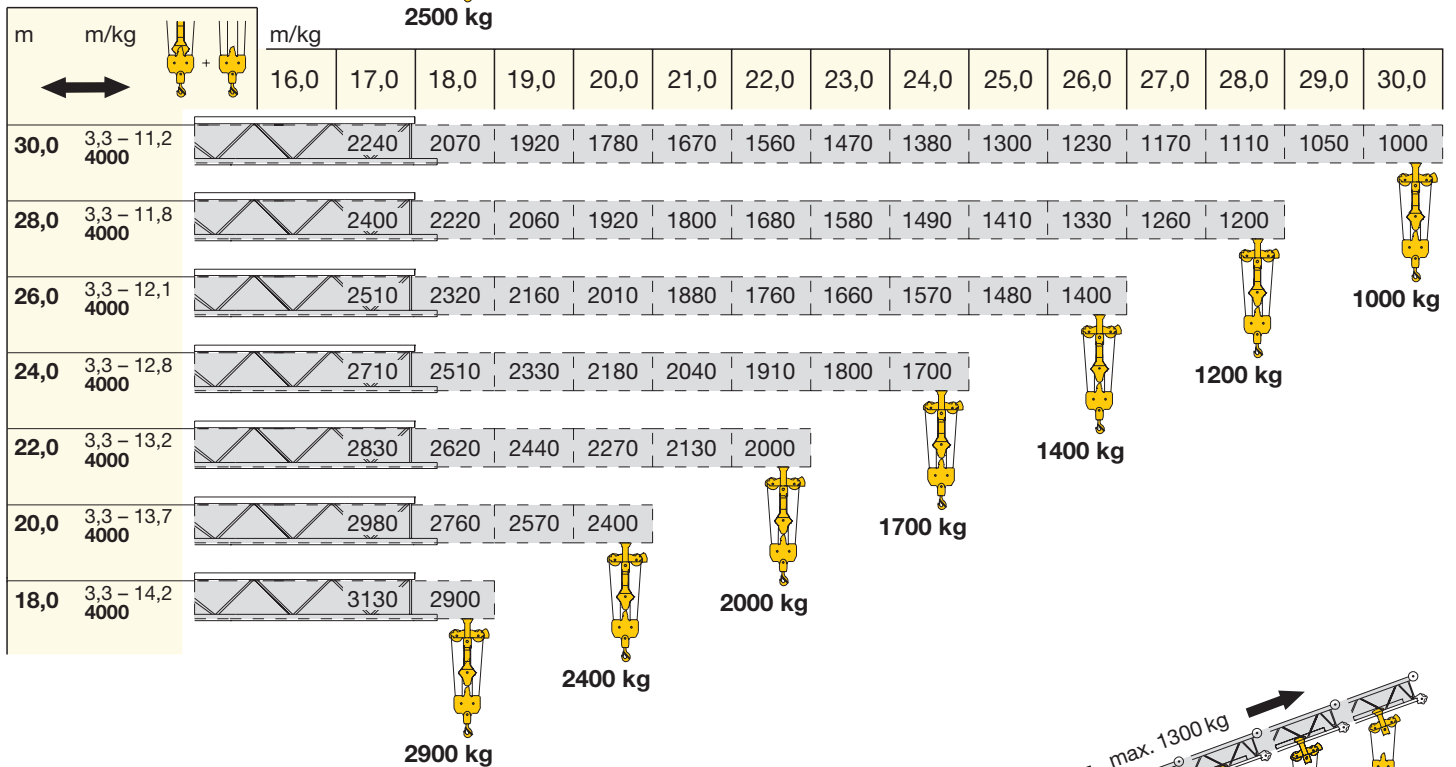
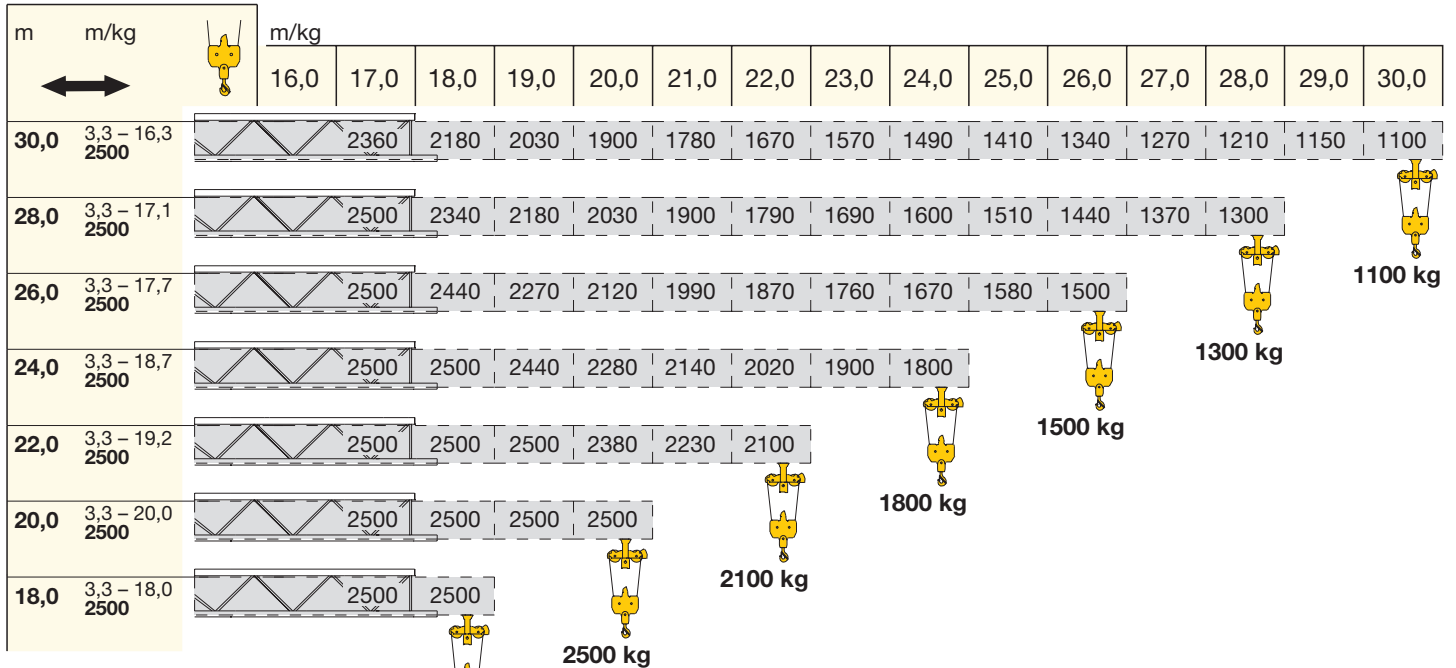
Weight / Poids / Peso / Peso / Pesos / Macca

|                   |                   |            |           |  |              |
|-------------------|-------------------|------------|-----------|--|--------------|
|                   | 1 x A = 3000 kg   | 22250 kg   | r = 2,5 m |  | ca. 12200 kg |
|                   | 11 x B = 19250 kg |            |           |  |              |
| 1 x A = 3000 kg   | 20500 kg          | r = 2,75 m |           |  |              |
| 10 x B = 17500 kg |                   |            |           |  |              |

\* siehe Betriebsanleitung. / see instruction manual. / voir manuel de service. / vedi manuale d'istruzione. / ver manual de instrucción. / ver manual de instruções. / см. инструкцию по эксплуатации.

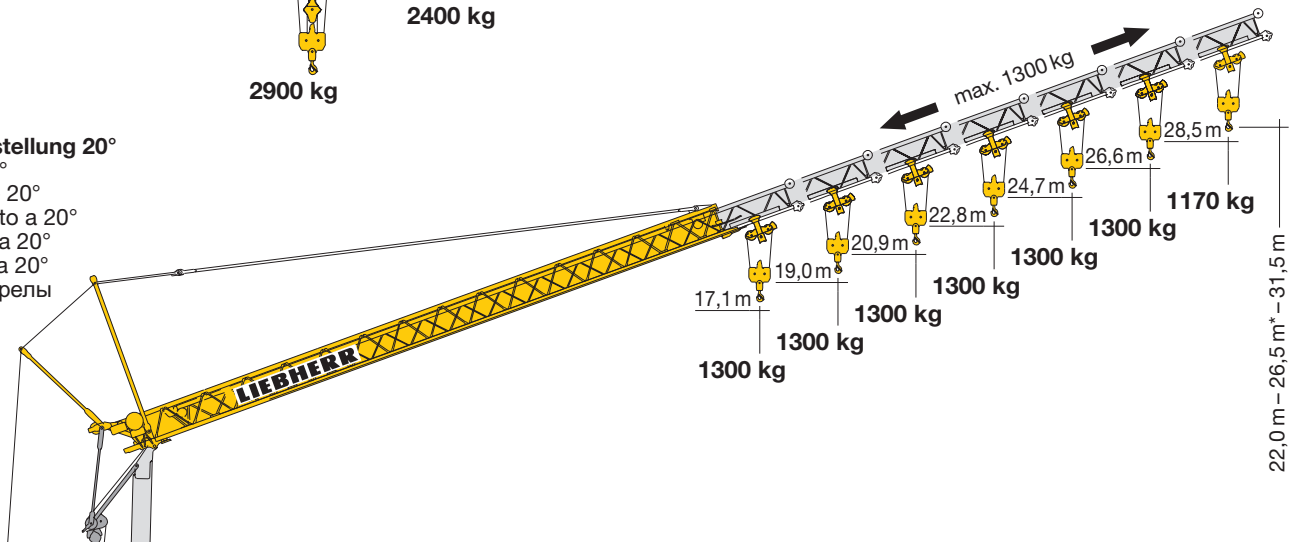
# Ausladung und Tragfähigkeit

Radius and capacity / Portée et charge / Sbraccio e portata  
Alcances y cargas / Alcance e capacidade de carga / Вылет и грузоподъемность



## Auslegersteilstellung 20°

Elevated jib 20°  
Flèche inclinée 20°  
Braccio inclinato a 20°  
Pluma inclinada 20°  
Lança inclinada 20°  
Положение стрелы под углом 20°



|  |                                         |              |
|--|-----------------------------------------|--------------|
|  | U/min.<br>0 ↔ 0,8<br>sl./min<br>tr./min | 2,2 kW EDC   |
|  | 20,0 / 40,0 m/min                       | 2,6 / 3,5 kW |
|  | 10,0 m/min                              | 2,6 kW       |
|  | 4,0 m/min                               | 5,0 kW       |

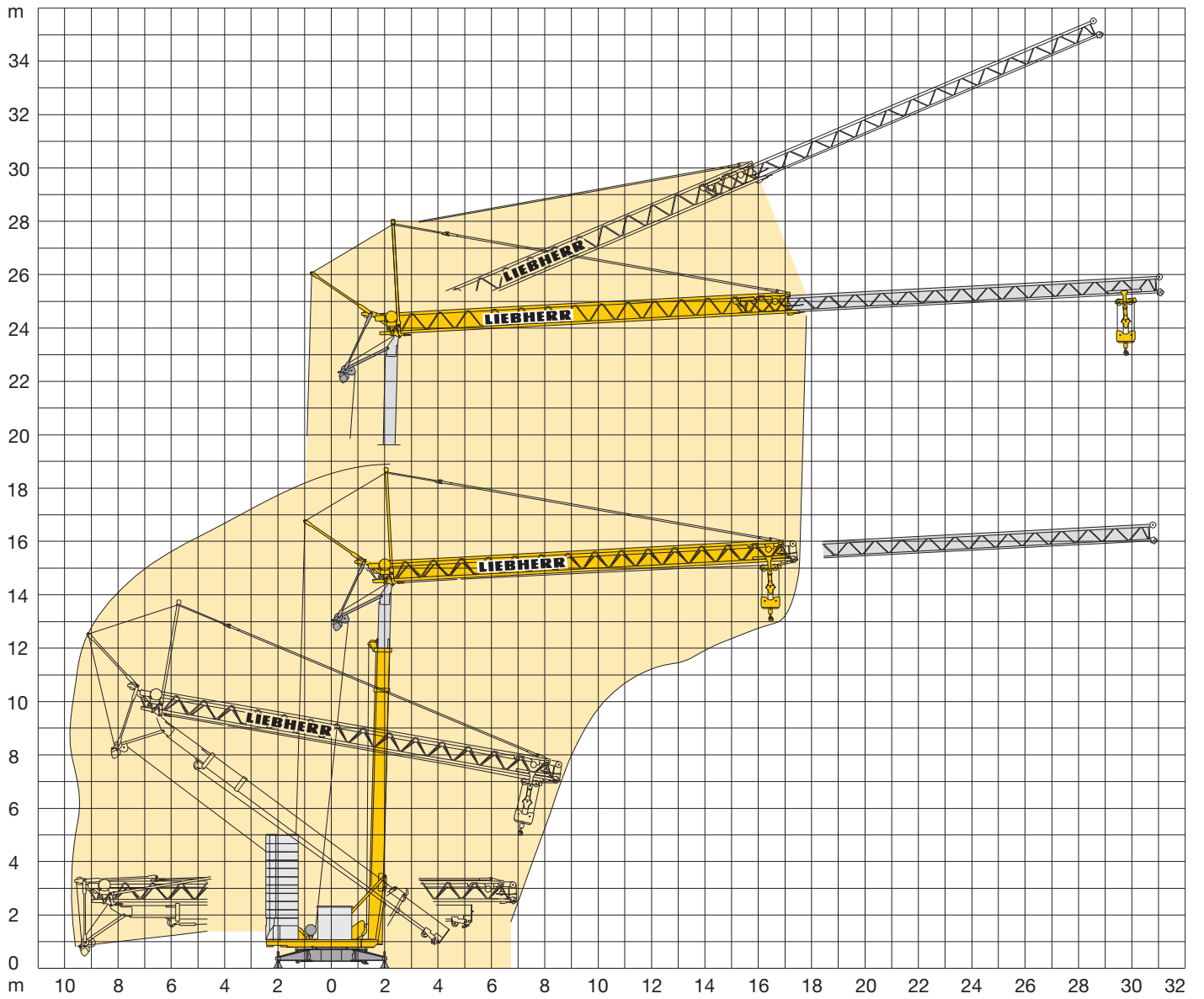
|                | Stufe / Step / Cran / Marcia / Velocidad<br>Velocidade / Передача | kg           | m/min        |
|----------------|-------------------------------------------------------------------|--------------|--------------|
|                |                                                                   |              |              |
| 11,0 kW KL<br> | 1                                                                 | 2500         | 5,0          |
|                | 2                                                                 | 2500         | 20,0         |
|                | 3                                                                 | 1300         | 40,0         |
|                | 1                                                                 | 2000<br>4000 | 5,0<br>2,5   |
|                | 2                                                                 | 2000<br>4000 | 20,0<br>10,0 |
|                | 3                                                                 | 1300<br>2600 | 40,0<br>20,0 |
| 11,0 kW FU<br> | 1                                                                 | 2500         | 4,0          |
|                | 2                                                                 | 2500         | 20,0         |
|                | 3                                                                 | 1300         | 38,0         |
|                | 4                                                                 | 1000         | 50,0         |
|                | 1                                                                 | 2000<br>4000 | 4,0<br>2,0   |
|                | 2                                                                 | 2000<br>4000 | 20,0<br>10,0 |
|                | 3                                                                 | 1300<br>2600 | 38,0<br>19,0 |
|                | 4                                                                 | 1000<br>2000 | 50,0<br>25,0 |

|                  | 400 V                                                | Hz | kVA                |
|------------------|------------------------------------------------------|----|--------------------|
| 50,0 m<br>77,0 m | 4 x 6 mm <sup>2</sup> KL<br>4 x 6 mm <sup>2</sup> FU | 50 | 22,0 KL<br>20,0 FU |

## Kolli-Liste

Packing List / Liste de colisage / Lista dei colli  
Lista de contenido / Lista de embalagem / Упаковочный лист

| Pos.<br>Item<br>Rep.<br>Voce<br>Pos.<br>Ref.<br>Pos. | Anz.<br>Qty.<br>Qte.<br>Qta.<br>Cant.<br>Cant.<br>Кол-во |                                                                                                                                                                                                                                    | L (m) | B (m) | H (m) | kg   |      |      |
|------------------------------------------------------|----------------------------------------------------------|------------------------------------------------------------------------------------------------------------------------------------------------------------------------------------------------------------------------------------|-------|-------|-------|------|------|------|
| 1                                                    | 1                                                        | <b>Transportachse vorne Tra 100 KY 2</b> / Road transport axle front / Essieux de transport avant / Asse di trasporto anteriore / Eje delantero para transporte / Eixo de transporte dianteiro / Транспортировочная ось, передняя  |       |       | 4,10  | 1,42 | 1,10 | 750  |
| 2                                                    | 1                                                        | <b>Transportachse hinten Tra 120 GY 1A</b> / Road transport axle behind / Essieux de transport arrière / Asse di trasporto posteriore / Eje trasero para transporte / Eixo de transporte traseiro / Транспортировочная ось, задняя |       |       | 1,70  | 2,50 | 1,10 | 1100 |
| 3                                                    | 1                                                        | <b>Transportachse vorne Tra 115</b> / Road transport axle front / Essieux de transport avant / Asse di trasporto anteriore / Eje delantero para transporte / Eixo de transporte dianteiro / Транспортировочная ось, передняя       |       |       | 4,10  | 2,50 | 1,32 | 1900 |
| 4                                                    | 1                                                        | <b>Transportachse hinten Tra 117 GY 1A</b> / Road transport axle behind / Essieux de transport arrière / Asse di trasporto posteriore / Eje trasero para transporte / Eixo de transporte traseiro / Транспортировочная ось, задняя |       |       | 1,80  | 2,50 | 1,10 | 1500 |
| 5                                                    | 1                                                        | <b>Transportachse hinten Tra 203</b> / Road transport axle behind / Essieux de transport arrière / Asse di trasporto posteriore / Eje trasero para transporte / Eixo de transporte traseiro / Транспортировочная ось, задняя       |       |       | 3,0   | 2,50 | 1,05 | 2500 |



**Konstruktionsänderungen vorbehalten!** / Subject to alterations! / Sous réserves de modifications! / Riservato il diritto di modifiche strutturali!  
¡Sujeto a modificaciones! / Salvo modificação da construçao! / Права на внесение конструкторских изменений сохраняются!

**Sämtliche Angaben erfolgen ohne Gewähr.** / This information is supplied without liability. / Ces renseignements sont sans garantie. / Tutte le indicazioni fornite senza garanzia. / Declinamos toda responsabilidad derivada de la información proporcionada. / Declinamos qualquer responsabilidade quanto à informação fornecida. / Все данные указаны без обязательств.

**120 P – 5805 • EN 14439:2009 – DIN 15018-H1/B3 • BGL C.0.08.0031 • 01.10 / 7**

Printed in Germany.