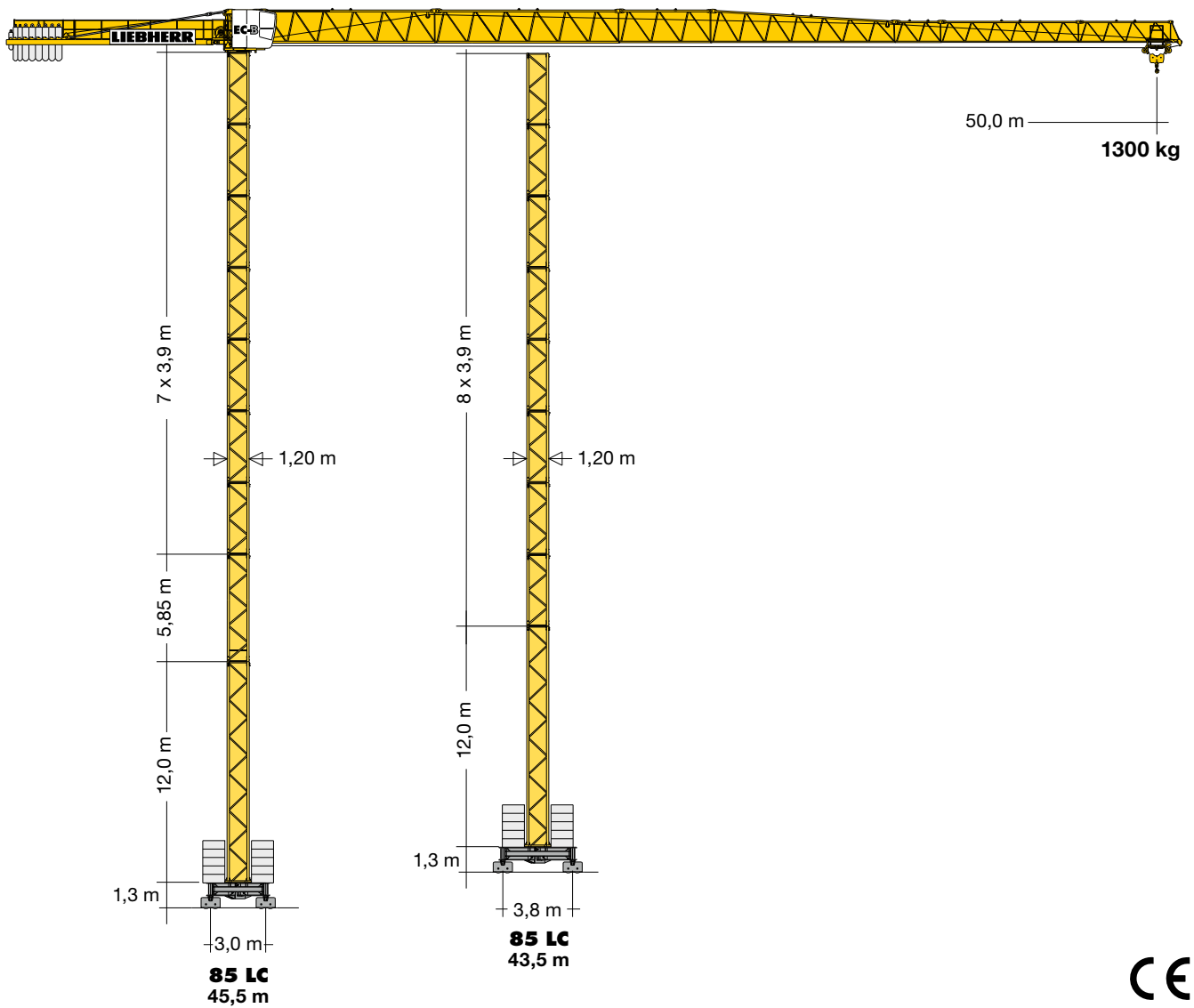


Turmdrehkran 85 EC-B 5

Tower Crane / Grue à tour / Gru a torre / Grúa torre /
Guindaste de torre / Кран башенный

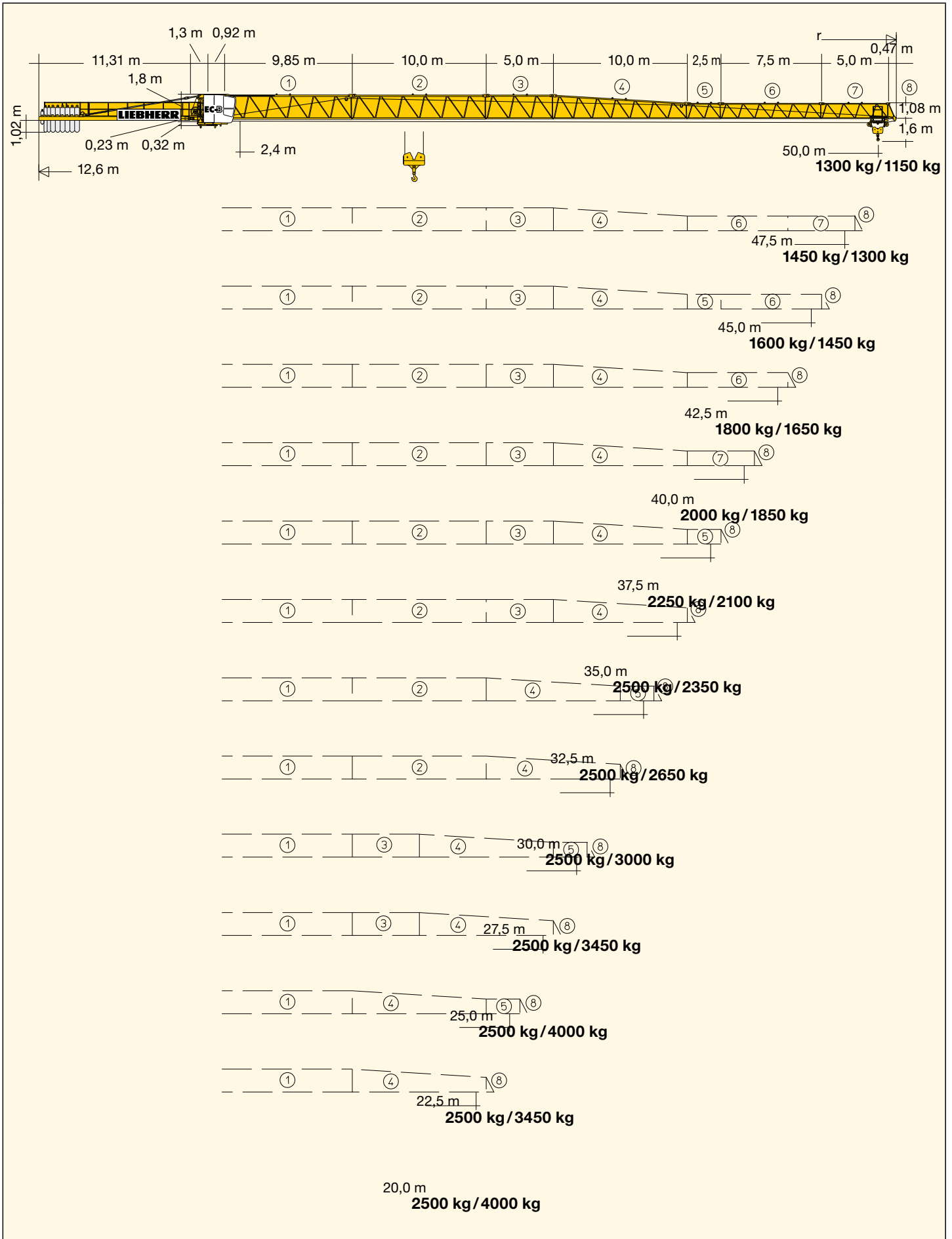



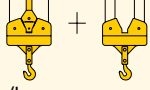
CE
EN 14439:2009 – C25

LIEBHERR

Ausladung und Tragfähigkeit

Radius and capacity / Portée et charge / Sbraccio e portata / Alcances y cargas / Alcance e capacidade de carga / Вылет и грузоподъемность

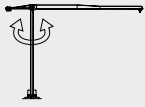
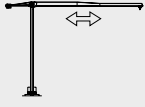


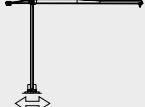



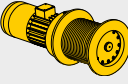
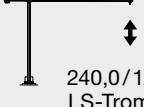




		85 EC-B 5															
m	r	 m/kg	m/kg														
			17,5	20,0	22,5	25,0	27,5	30,0	32,5	35,0	37,5	40,0	42,5	45,0	47,5	50,0	
50,0	(r = 51,5)	2,4 - 29,2 2500	2500	2500	2500	2500	2500	2420	2210	2020	1860	1720	1600	1490	1390	1300	
47,5	(r = 49,0)	2,4 - 30,2 2500	2500	2500	2500	2500	2500	2500	2300	2100	1940	1790	1670	1550	1450		
45,0	(r = 46,5)	2,4 - 31,0 2500	2500	2500	2500	2500	2500	2500	2360	2170	2000	1850	1720	1600			
42,5	(r = 44,0)	2,4 - 32,2 2500	2500	2500	2500	2500	2500	2500	2470	2270	2090	1940	1800				
40,0	(r = 41,5)	2,4 - 33,1 2500	2500	2500	2500	2500	2500	2500	2500	2340	2160	2000					
37,5	(r = 39,0)	2,4 - 34,3 2500	2500	2500	2500	2500	2500	2500	2500	2440	2250						
35,0	(r = 36,5)	2,4 - 35,0 2500	2500	2500	2500	2500	2500	2500	2500	2500	2500						
32,5	(r = 34,0)	2,4 - 32,5 2500	2500	2500	2500	2500	2500	2500	2500	2500	2500						
30,0	(r = 31,5)	2,4 - 30,0 2500	2500	2500	2500	2500	2500	2500	2500	2500							
27,5	(r = 29,0)	2,4 - 27,5 2500	2500	2500	2500	2500	2500	2500									
25,0	(r = 26,5)	2,4 - 25,0 2500	2500	2500	2500	2500											
22,5	(r = 24,0)	2,4 - 22,5 2500	2500	2500	2500												
20,0	(r = 21,5)	2,4 - 20,0 2500	2500	2500													
		85 EC-B 5															
m	r	 m/kg	m/kg														
			17,5	20,0	22,5	25,0	27,5	30,0	32,5	35,0	37,5	40,0	42,5	45,0	47,5	50,0	
50,0	(r = 51,5)	2,4 - 27,5 2500	2,4 - 15,2 5000	4270	3670	3200	2830	2520	2270	2050	1870	1710	1570	1450	1340	1240	1150
47,5	(r = 49,0)	2,4 - 28,5 2500	2,4 - 15,7 5000	4440	3810	3330	2940	2630	2360	2140	1950	1790	1640	1510	1400	1300	
45,0	(r = 46,5)	2,4 - 29,3 2500	2,4 - 16,1 5000	4560	3920	3430	3030	2710	2440	2210	2010	1850	1700	1570	1450		
42,5	(r = 44,0)	2,4 - 30,5 2500	2,4 - 16,8 5000	4770	4100	3590	3170	2840	2560	2320	2120	1940	1790	1650			
40,0	(r = 41,5)	2,4 - 31,4 2500	2,4 - 17,2 5000	4910	4230	3700	3280	2930	2640	2400	2190	2010	1850				
37,5	(r = 39,0)	2,4 - 32,5 2500	2,4 - 17,8 5000	5000	4400	3850	3410	3060	2760	2500	2290	2100					
35,0	(r = 36,5)	2,4 - 33,3 2500	2,4 - 18,2 5000	5000	4510	3950	3500	3140	2830	2570	2350						
32,5	(r = 34,0)	2,4 - 32,5 2500	2,4 - 18,7 5000	5000	4640	4060	3600	3230	2920	2650							
30,0	(r = 31,5)	2,4 - 30,0 2500	2,4 - 19,2 5000	5000	4770	4180	3710	3320	3000								
27,5	(r = 29,0)	2,4 - 27,5 2500	2,4 - 19,8 5000	5000	4950	4340	3850	3450									
25,0	(r = 26,5)	2,4 - 25,0 2500	2,4 - 20,5 5000	5000	5000	4500	4000										
22,5	(r = 24,0)	2,4 - 22,5 2500	2,4 - 16,2 5000	4590	3950	3450											
20,0	(r = 21,5)	2,4 - 20,0 2500	2,4 - 16,4 5000	4650	4000												

3,9 m		3,9 m + 5,85 m		5,85 m		11,7 m		85 LC											
3,9 m		5,85 m		5,85 m		11,7 m		C 25											
10	9+1	7		41,6 ¹⁾	–	–	41,8 ¹⁾	–	–	41,9 ¹⁾	–	–	41,2 ¹⁾	–	–	40,2	–		
	8+1			39,7	–	–	39,9	–	–	40,0	–	–	39,3	–	–	38,2	–		
9	7+1	6	3	37,7	–	–	37,9	–	–	38,0	–	–	37,3	–	–	36,3	–		
	6+1	5		35,8	–	–	36,0	–	–	36,1	–	–	35,4	–	–	34,3	46,2		
8	5+1			33,8	45,5	–	34,0	45,6	45,6 ¹⁾	34,1	45,7	45,7 ¹⁾	33,4	45,0	45,0 ¹⁾	32,4	44,3		
	4+1			31,9	43,5	43,5 ¹⁾	32,1	43,7	43,7 ¹⁾	32,2	43,8	43,8 ¹⁾	31,5	43,1	43,1 ¹⁾	30,4	42,3		
7	3+1	5		29,9	41,5	41,5	30,1	41,7	41,7	30,2	41,8	41,8	29,5	41,1	41,1	28,5	40,4		
	2+1			28,0	39,6	39,6	28,2	39,8	39,8	28,3	39,9	39,9	27,6	39,2	39,2	26,5	38,4		
6	1+1	4	2	26,0	37,6	37,6	26,2	37,8	37,8	26,3	37,9	37,9	25,6	37,2	37,2	24,6	36,5		
	0+1	3		24,1	35,7	35,7	24,3	35,9	35,9	24,4	36,0	36,0	23,7	35,3	35,3	22,6	34,5		
5	0			22,1	33,7	33,7	22,3	33,9	33,9	22,4	34,0	34,0	21,7	33,3	33,3	20,7	32,6		
	–			20,2	31,8	31,8	20,4	32,0	32,0	20,5	32,1	32,1	19,8	31,4	31,4	18,7	30,6		
4	–	3		18,2	29,8	29,8	18,4	30,0	30,0	18,5	30,1	30,1	17,8	29,4	29,4	16,8	28,7		
	–	2		16,3	27,9	27,9	16,5	28,1	28,1	16,6	28,2	28,2	15,9	27,5	27,5	14,8	26,7		
3	–	1	1	14,3	25,9	25,9	14,5	26,1	26,1	14,6	26,2	26,2	13,9	25,5	25,5	12,9	24,8		
	–	0		12,4	24,0	24,0	12,6	24,2	24,2	12,7	24,3	24,3	12,0	23,6	23,6	10,9	22,8		
2	–	–		10,4	22,0	22,0	10,6	22,2	22,2	10,7	22,3	22,3	10,0	21,6	21,6	9,0	20,9		
	–	–		8,5	20,1	20,1	8,7	20,3	20,3	8,8	20,4	20,4	8,1	19,7	19,7	7,0	18,9		
1	–	–		6,5	18,1	18,1	6,7	18,3	18,3	6,8	18,4	18,4	6,1	17,7	17,7	5,1	17,0		
	–	–		4,6	16,2	16,2	4,8	16,4	16,4	4,9	16,5	16,5	4,2	15,8	15,8	3,1	15,0		
0	–	–		–	12,3	12,3	–	12,5	12,5	–	12,6	12,6	–	11,9	11,9	–	11,1		
				m	a)	b)	m	a)	b)	m	a)	b)	m	a)	b)	m			

¹⁾ Ohne Kabine / Without cabin / Sans cabine / Senza cabina / Sin cabina / Sem cabine / Без кабины













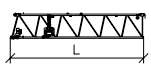



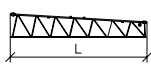







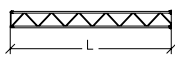

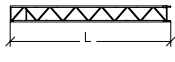

Weitere Hubhöhen sowie Klettern auf Anfrage. / Further hoist heights and climbing on request. / Hauteurs sous crochet plus élevées et hissage sur demande. / Altre altezze di sollevamento come pure telescopaggio, su richiesta. / Para alturas bajo gancho superiores y trepado, consultar. / Outras alturas de elevação e ascensionamento, mediante consulta. / Другие высоты подъема и наращивание крана – по запросу.

	0 ↔ U/min 0,8 sl./min tr./min	5,0 kW FU
	0 ↔ 60,0 m/min 0 ↔ 63,0 m/min	1,5 kW FU  3,0 kW FU 
	25,0 m/min 25,0 m/min	2 x 3,0 kW FU 2 x 4,0 kW
	kVA	22 kW FU 32,0









	↔ Stufe / Step / Cran / Marcia / Marcha / Marcha / Передача		
	kg	kg	m/min
22 kW FU WIW 230 MZ 422	7 Lagen Layers Couches Avvolgimenti Camadas Сарап Слоёв		
	1	2500	2500 4,0
	2	2500	2500 40,0
	3	2000	1900 52,0
	4	1300	1200 80,0
240,0/120,0 m LS-Trommel			
	1		5000 2,0
	2		5000 20,0
	3		3900 26,0
	4		2500 40,0
278,0/139,0 m ²⁾			

²⁾ Weitere Hublastdaten: siehe Betriebsanleitung. / Further hoist load data: see instruction manual. / Autres données de la charge de levage : voir manuel d'instruction. / Altri dati sui carichi sollevati: consultare il manuale d'istruzione. / Alturas bajo grancho superiores según manual. / Outras tabelas de carga: consultar manual de instruções. / Другие данные по весу поднимаемых грузов: см. инструкцию по эксплуатации.

Montagegewichte: siehe Betriebsanleitung./Erection weights: see instruction manual./Poids de montage: voir manuel de service./Pesi di montaggio: vedere manuale d'uso./
Peso para el montaje: según manual./Pesos de montagem: veja-se as instruções p. uso./Масса монтируемых частей: см. инструкцию по эксплуатации.

Kranoberteil		Upper part of crane / Partie supérieure de grue / Parte superiore della gru / Parte superior grúa / Parte superior do guindaste / Верхняя часть крана	L (m)	B (m)	H (m)	kg ³⁾		
Pos. Item Rep Voce Pos. Ref. Поз.	Anz. Qty. Qte. Qta. Cant. Cant. Кол-во	Drehbühne kpl. / Slewing platform cpl. / Ensemble mât-cabine cpl. / Piattaforma girevole compl. / Plataforma giratória compl. / Conjunto plataforma de giro / Поворотная платформа в сб.			2,42	2,77	2,52	4325
2	1	Drehbühne / Slewing platform / Ensemble mât-cabine / Piattaforma girevole / Conjunto plataforma de giro / Plataforma giratória compl. / Поворотная платформа			2,42	2,00	2,52	4070
3	1	Podeste / Platformes / Plates-formes / Pedana / Plataformas / Plataformas / Площадки			2,34 2,34 2,34	0,51 1,04 0,65	1,36 1,31 1,36	125 135 120
4	1	Kabine / Cabin / Cabine / Cabina / Cabina / Cabina / Кабина			3,00 3,00 ⁴⁾	1,57 1,57 ⁴⁾	2,34 2,37 ⁴⁾	980 1070 ⁴⁾
5	1	Gegenausleger / Counter-jib / Contre-flèche / Controfreccia / Contrapluma / Contra-lança / Консоль противовеса			11,40	1,39	0,66	2340
6	1	Podeste Gegenausleger / Counter-jib platforms / Plates-formes de contre-flèche / Ballatoi controfreccia / Plataforma contrapluma / Plataforma contra-lança / Площадки консоли противовеса			3,30	0,71	1,35	130
7	1	Ausleger-Anlenkstück / Jib heel section / Pied de flèche / Sezione articolata braccio / Pluma tramo primero / Base articulada de lança / Корневая секция стрелы			10,06	1,30	1,93	⊙ 1810
8	1	Ausleger-Zwischenstück / Intermediate jib section / Elément intermédiaire de flèche / Sezione intermedia braccio / Tramo intermedio pluma / Peça suplementar da lança / Промежуточная секция стрелы			10,23 5,21 2,69 7,68 5,17	1,10 1,10 1,10 1,10 1,10	1,84 1,84 1,25 1,24 1,23	⊙ 1120 ⊙ 470 ⊙ 160 ⊙ 390 ⊙ 190
9	1	Ausleger-Zwischenstück / Intermediate jib section / Elément intermédiaire de flèche / Sezione intermedia braccio / Tramo intermedio pluma / Peça suplementar da lança / Промежуточная секция стрелы			10,20	1,10	1,83	⊙ 740
10	1	Ausleger-Kopfstück / Jib head section / Pointe de flèche / Punta braccio / Tramo punta de pluma / Cabeça de lança / Концевая секция стрелы			1,24	1,11	0,44	⊙ 60
11	1	Laufkatze / Trolley / Chariot / Carrello / Carrito / Carrinho / Грузовая тележка			1,60	1,28	0,78	163
12	1	Fahrkorb / Maintenance cage / Nacelle d'entretien / Cestello di manutenzione / Plataforma de mantenimiento / Передвижная платформа			0,78	0,66	1,25	35
Turm		Tower / Mât / Torre / Torre / Torre / Башня						
13	1	Grundturmstück / Base tower section / Mât de base / Elemento di torre base / Tramo base / Peça de base de torre / Секция основания			12,00	1,42	1,42	3610
14	1	Turmstück / Tower section / Elément de mât / Elemento di torre / Tramo torre / Torre / Башенная секция			3,90 m 5,85 m 11,70 m	4,17 6,12 11,97	1,20 1,20 1,20	1115 1515 2770

Pos. Anz.
Item Qty.
Rep Qte.
Voce Qta.
Pos. Cant.
Ref. Cant.
Поз. Кол-во

				L (m)	B (m)	H (m)	kg ³⁾		
Fundamentkreuz		Cruciform base / Châssis en croix / Crociera / Carro de guindaste / Base cruciforme / Фундаментная крестовина							
15	1	Tragholm I / Arm I / Longeron I / Longherone I / Travessa I / Brazo I / Несущая балка I			3,0 m 3,8 m	4,88 5,68	0,71 0,71	0,81 0,81	1550 1790
16	1	Tragholm II / Arm II / Longeron II / Longherone II / Travessa II / Brazo II / Несущая балка II			3,0 m 3,8 m	4,88 5,68	0,78 0,78	0,66 0,66	1340 1580
17	2	Fahrschemel mit Antrieb / Rail bogie with drive / Bogie moteur / Telaço con grappa propulsore / Caja rodillo motriz / Quadra sem grupa de propulsão / Подрамник с приводом				1,31 0,96	0,66 0,38	0,61 0,42	630 280
18	2	Fahrschemel ohne Antrieb / Rail bogie without drive / Bogie fou / Telaço senza grappa propulsore / Caja rodillo conducido / Quadra com grupa de propulsão / Подрамник без привода				1,04 0,38	0,33 0,31	0,61 0,42	330 200

3) **Einzelgewichte** / Single weights / Poids individuels / Singoli pesi / Tramo punta de pluma / Pesos de peças componentes / Индивидуальный вес

4) **Komfort-Kabine** / Deluxe cab / Cabine confort / Cabina comfort / Cabina confort / Cabine confort / кабина повышенной комфортности

Änderungen vorbehalten! / Subject to technical modifications! /
Sous réserves de modifications ! / Con riserva di modifiche! /
¡Sujeto a modificaciones sin previo aviso! / Sujeto a modificacões! /
С правом внесения изменений!

Sämtliche Angaben erfolgen ohne Gewähr. / This information is supplied without liability. /
Ces renseignements sont sans garantie. / Tutte le indicazioni fornite senza garanzia. /
Declinamos toda responsabilidad derivada de la información proporcionada. / Declinamos
qualquer responsabilidade quanto à informação fornecida. / Все данные указаны без обязательств.

120 P – 6105 • EN 14439:2009 – A3 • BGL C.0.10.0080 • 04.20

Printed in Germany.

Liebherr-Werk Biberach GmbH
Postfach 1663, D-88396 Biberach an der Riss
☎ +49 73 51 41-0, Fax: +49 73 51 41 22 25
www.liebherr.com, E-Mail: info.lbc@liebherr.com

Liebherr Industrias Metálicas, S.A.
Polígono Industrial Agustinos, calle E, E-31014 Pamplona
☎ +34 94829 70-00, Fax +34 94829 70-29
www.liebherr.com, E-Mail: info.lim@liebherr.com